



Caring and Kindness **Down on the Farm!**

Focus your little ones on the importance of keeping farm animals safe and healthy with these preschool-perfect activities!



What Do Animals Need?

Speaking, participating in a rhyming song

Explain to little ones that farm animals need several things to be happy and stress free. They need room to move like animals are supposed to, they need good healthy food, and they need fresh water. People need these things, too! Lead students in naming animals that are found on a farm, such as cows, sheep, pigs, turkeys, and chickens. Then guide students in singing several verses of the song, inserting a different animal name for each verse. For extra fun, have youngsters move like the named animal as they sing!

(sung to the tune of "Clementine")

What do [animal name]'s need,
What do [animal name]'s need
To be happy, healthy too?
They need fresh air.
They need good food.
They need water—
So do you!

The Farmer Cares!

Developing print awareness

Help your children understand that farmers care for their animals and make sure they have everything they need to be healthy and happy. To begin, have students think about the things their parents do for them, such as providing them with food, giving them attention and love, and making sure they have a safe place to live. Explain that farmers do similar things for their animals. Next, give each child a copy of the accompanying Fold-and-Go booklet. Encourage students to color the pictures. Then help them follow the directions to make the booklet. Finally, read aloud the booklet to reinforce that farmers create an environment for their animals based on caring and kindness.





Kindness 100: American Humane Association is celebrating the 100th anniversary of Be Kind to Animals Week® in 2015 by focusing on the humane treatment of farm animals and animal actors, the importance of adopting pets from a shelter and including them in family disaster plans, and caring about the world's endangered and disappearing creatures. Learn more at Kindness100.org.

Caring and Kindness **Down on the Farm!**

Spread Your Wings!

Measurement: exploring area

Caring and compassionate treatment of egg-laying chickens requires that the chickens have room to spread their wings, move around, and act like chickens are supposed to. This giggle-inducing activity will help youngsters understand this concept! Tell students that you are the farmer and they are going to pretend to be chickens. Place yarn (or tape) on the floor to make a rectangle, making sure that the rectangle is quite small for your group of chickens. Then announce that the rectangle is the new henhouse. Prompt your little chickens to squish together in the henhouse. Then ask, "Are you very comfortable?" After students discuss their discomfort, ask them if they can flap their wings at all. Lead students to conclude that hens need room to be happy and lay eggs. Then expand the yarn to give your little hens room to be hens!



A Perfect Home

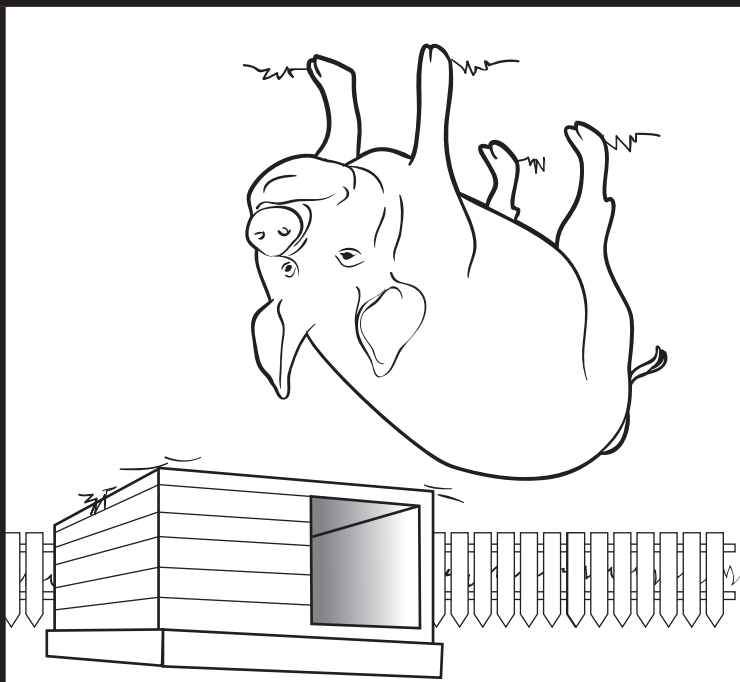
Developing spatial skills

Challenge your youngsters to use blocks to create the perfect farm! Place a variety of toy farm animals in your block center along with small plastic containers. Then encourage little ones to build fenced areas for the animals to give them room to run as well as sheltered areas so the animals can get out of the sun and rain. Also prompt youngsters to use the containers to provide pretend food and water for the animals. Be sure to explain that providing these things to farm animals shows caring and keeps the animals safe and healthy.

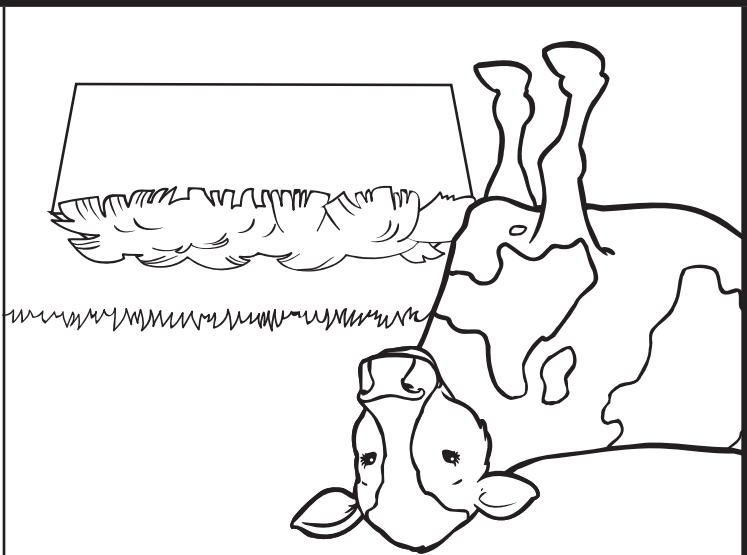


Encourage your youngsters to look for eggs, meat, and dairy that are American Humane Certified. That means the animals were raised humanely. They'll improve the lives of 10 billion U.S. animals each year.

Note to the teacher: To make a booklet, cut on the bold line. Fold along the thin horizontal line (keeping the programming to the outside) and then fold along the thin vertical line (keeping the cover to the outside).




They give the animals shelter.



They feed the animals healthy food.
They give them water.

They keep the animals busy and happy.



What Do Farmers Do?



Name _____